

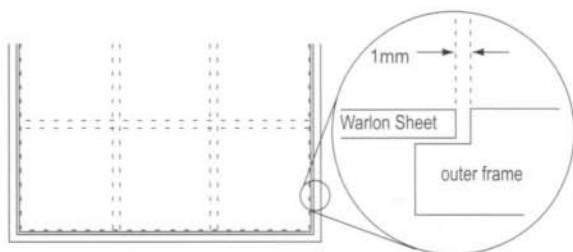
Warlon Sheet

How to attach Warlon Sheet

Installation instruction for Warlon Sheet using Warlon Double Sided Adhesive Tape
(on shoji frame with a ledge)

- 1** Cut Warlon Sheet 1mm shorter than the frame's ledge size, making a clearance for expansion.

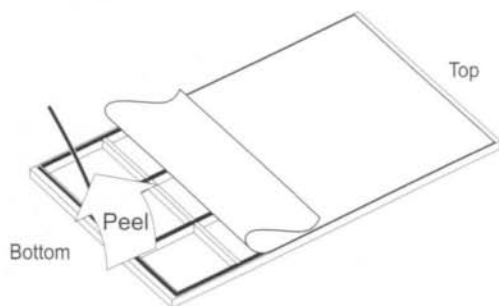
*For flush frame (no ledge), pre-cutting of paper is not necessary. Apply tape on all vertical frames and lattices, and remove backings. Apply tape on all horizontal pieces, attach Warlon Sheet over and press firmly. Cut excess paper off.



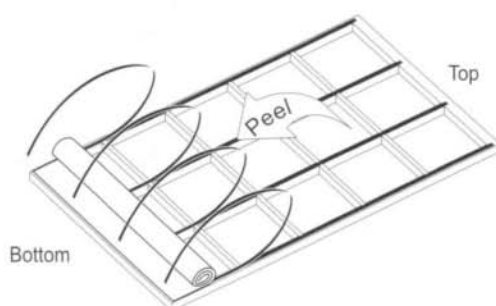
- 2** Apply tape on horizontal frame at the bottom, and on all vertical frames and lattices. Do not peel backings yet.



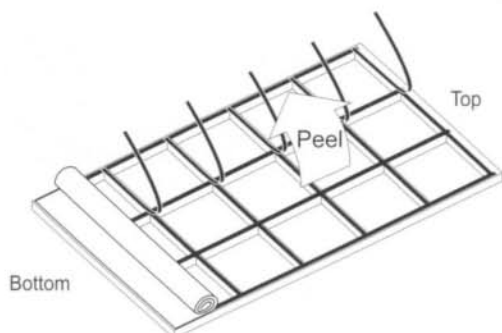
- 3** Lay pre-cut Warlon Sheet over the frame and position it. Peel backing off from the bottom frame only. Only one horizontal frame is attached at this point.



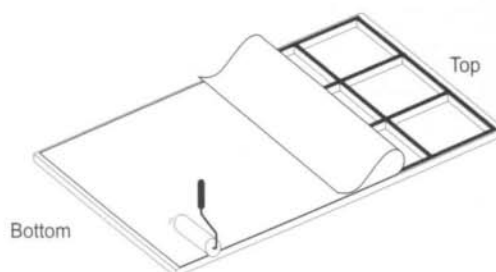
- 4** Roll up Warlon Sheet with one side attached. Peel backings off from vertical frames and lattices.



- 5** Apply tape on all horizontal lattices and the top frame, and then remove backings.




- 6** Slowly unroll Warlon Sheet while smoothing it out flat. Press firmly over tape using hands or a roller.



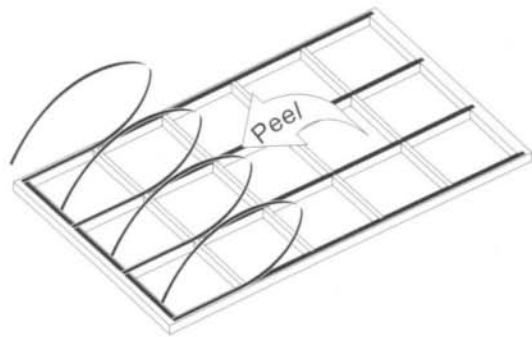
Warlon Sheet

How to remove Warlon Sheet attached with Warlon Double Sided Adhesive Tape

- 1** Warm taped area of Warlon Sheet to 80 to 90°C using a hair dryer or an iron. Pull Warlon Sheet 90°C/90°C slowly as not to damage the wood.



- 2** Tapes on wood need to be cooled before removing. After cooled, slowly pull tapes upward.



Notes for installation with Warlon Double Sided Adhesive Tape

1. Tape won't adhere properly on wet wood. Let it dry completely.
2. If wood surface is not smooth, sanding maybe necessary.
3. Try to keep tape under Warlon Sheet. Apply tape alongside inner frame edges, not outer edges of Warlon Sheet.
4. Ensure to press down tape firmly when applying it to wood. Otherwise, tape may come off when backings are peeled.

Warlon Double Sided Adhesive Tape is exclusively designed to attach Warlon Sheet to shoji fixtures. Highly heat-resistant and adhesive, it helps a clean and fast installation.

Double sided adhesive tape by other brand may result in peeling of Warlon Sheet, due to less heat-resistance or adhesiveness.